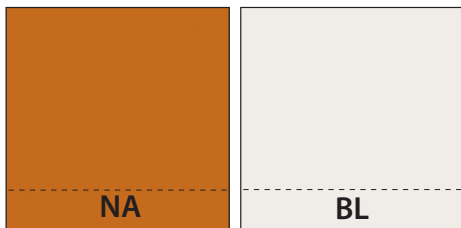
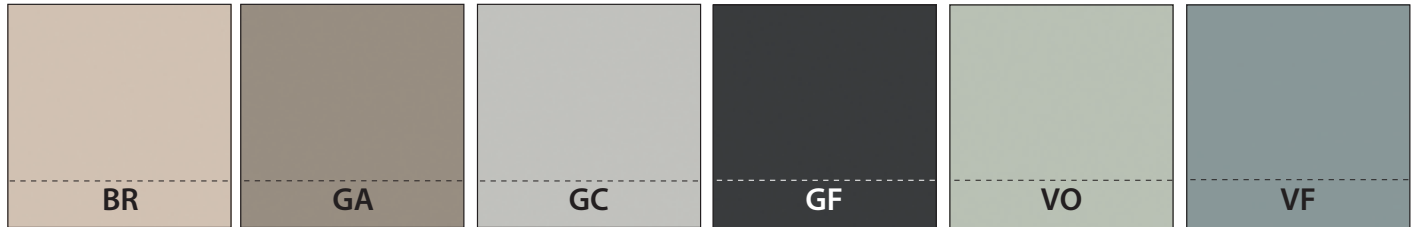
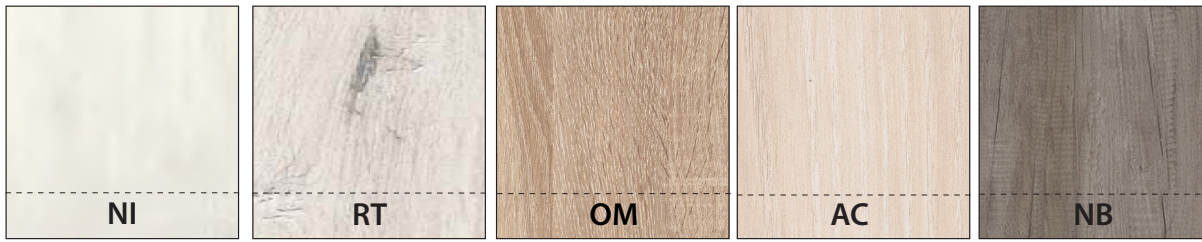
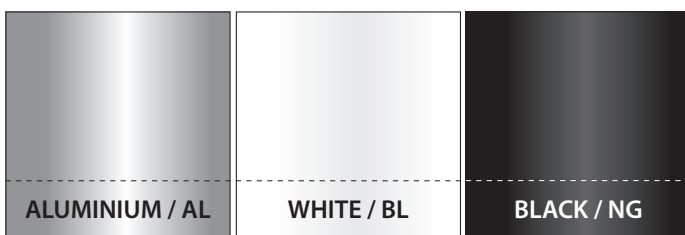


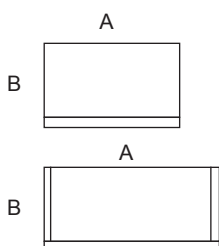
MELAMINE FINISHES



METALLIC FINISHES



DIMENSIONS



Separadores	A x B x g	560x600x19 (Mesa 600)
		760x600x19 (Mesa 800)
		960x600x19 (Mesa 1000)
		1160x600x19 (Mesa 1200)
		1360x600x19 (Mesa 1400)
		1560x600x19 (Mesa 1600)
		1760x600x19 (Mesa 1800)
Separadores bench	A x B x g	1960x600x19 (Mesa 2000)
		1200x350x19
		1400x350x19
		1600x350x19